



Agilent 87415A, 87400A Microwave Amplifiers

Technical Overview

2 to 8 GHz

Features and Description

- 25 dB gain
- 23 dBm output power
- GaAs MMIC reliability $>1 \times 10^6$ hours MTBF
- Compact size, integral bias regulation

The Agilent Technologies 87415A and 87400A microwave system amplifiers bring compact, reliable gain block performance to systems integrators and microwave designers. With 25 dB minimum gain and

over 23 dBm output power from 2 to 8 GHz, these amplifiers offer output power where it is needed: at the test port. Both amplifiers offer internal bias regulation and GaAs MMIC reliability, and the 87415A adds integral heat sinking, bias port cabling, and stand-alone packaging for use in test system applications. The 87400A offers similar performance in a compact microcircuit-only package for OEM amplifier applications.



Agilent Technologies

Packaging

These two gain blocks differ primarily in level of integration. Both amplifiers share similar internal GaAs MMIC devices, but the 87415A features a complete, stand-alone solution for test system designers and integrators. An integral heat sink keeps the package at a temperature comfortable to the touch, enhancing its use as a benchtop amplifier, and a DC bias port allows easy connection to an external power supply such as the 87421A.

Without the heat sink and base, the smaller 87400A easily fits tight OEM applications. To ensure optimum performance and product life, an external heat sink or forced air cooling is recommended for the 87400A to keep the case temperature below +55 °C.

87415A Microwave System Amplifier 87400A¹ Microwave Component Amplifier

Specifications

Specifications describe the instrument's warranted performance over the temperature range 20 °C to 30 °C (unless otherwise noted). All specifications apply after the instrument's temperature has been stabilized after one hour continuous operation.

Supplemental characteristics are intended to provide information useful in applying the instrument by giving typical but nonwarranted performance parameters. These are denoted as "typical," "nominal," or "approximate." Supplemental characteristics apply over the temperature range 20 °C to +30 °C.

Frequency Range	2 to 8 GHz
Small Signal Gain	25 dB minimum
Small Signal Gain Flatness	± 3 dB maximum
Output Power at 1 dB Compression Point	23 dBm minimum
Input SWR	2:1
Output SWR	3.6, 2 to 2.5 GHz 3, 2.5 to 8 GHz
Harmonics	-20 dBc at Pout = +23 dBm

General Specifications

Power Requirements

Bias Voltage and Current +12 V dc nominal (+11 to +13 V dc);
900mA

Weight Net 0.64 kg (1.41 lb) Shipping 1.32 kg
(2.9 lb)

RF Connectors SMA (f) on RF input and output

1. Agilent 87400A microcircuit specifications and supplemental characteristics apply between 45 to 55 °C case temp.

Applications

The 87415A's compact size makes it an ideal remote amplifier for use by microwave test system integrators. It is a complete, off-the-shelf gain block that enables the system designer to place system power where it is needed, without consuming valuable rack space. Typical applications include microwave test sets and interface matrixes.

Loss compensation

Compensate for systematic power losses from switching and signal routing ATE systems, frequency conversion, and long microwave cable paths. Use the 87415A microwave system amplifier to recover lost signal strength at test cable ends.

Level source output power at a remote test port

By combining the 87415A or 87400A amplifiers with an 87300B directional coupler and an 8471E coaxial microwave detector, as shown in Figure 1, levelled source power can be available at the test port.



Agilent 87421A Power Supply

Preamp

As a preamp, the 87415A can increase spectrum analyzer and frequency counter sensitivity.

Benchtop amplifier for the RF and microwave designer

The 87415A microwave system amplifier gives the microwave engineer 30 dB gain and 23 dBm output power without consuming valuable bench or rack space. Other applications include antenna subsystems and production test systems. The 87400A OEM component amplifier offers the 87415's electrical performance in a small microcircuit package. Ideal for instrument applications needing small, internally biased gain blocks, this amplifier offers designers a very small, easy to integrate package, configuration flexibility, and GaAs MMIC reliability.

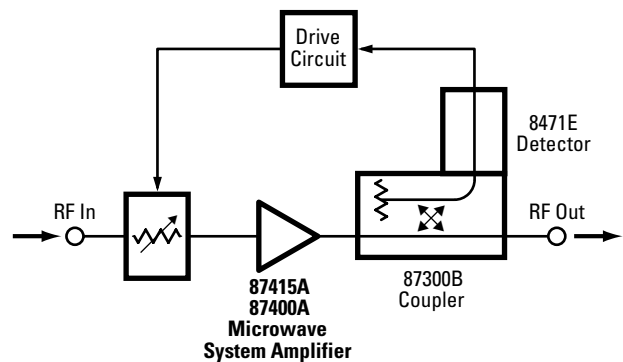


Figure 1. External leveling looping

Separate Power Supply

The Agilent 87421A power supply provides the dc power needed to bias the 87415A. The power supply is housed in a small separate package, allowing it to be placed up to two meters away from the amplifier.

Electrostatic Discharge Caution

Electrostatic discharge (ESD) can damage or destroy electronic components. It is recommended that these amplifiers, like other electronic components be installed and operated at a static-free workstation or in an environment where precautions against ESD have been implemented.

SMA (f) connectors on all RF ports

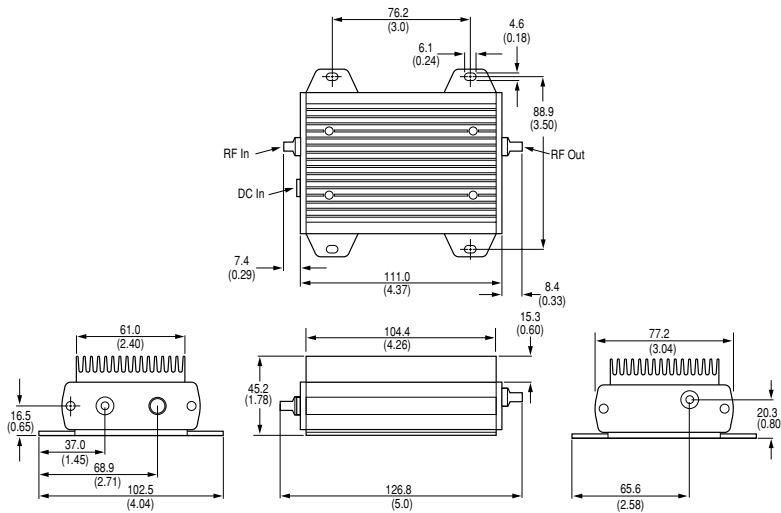


Figure 2. Agilent 87415A outline drawing. Dimensions in millimeters and (inches).

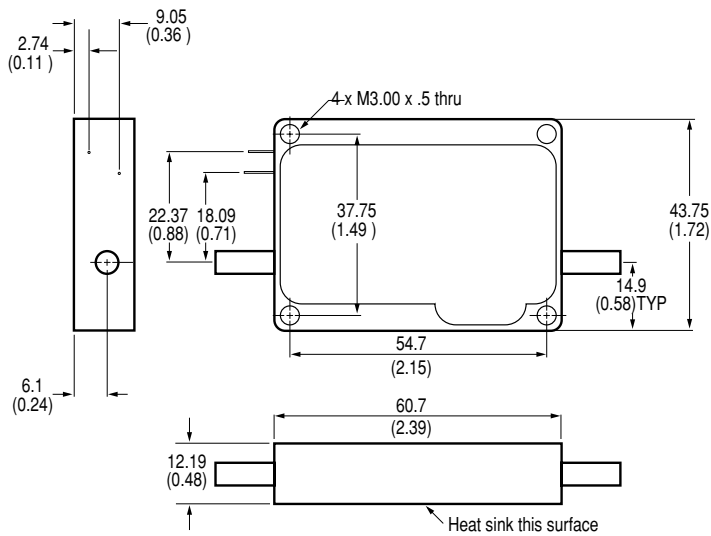


Figure 3. Agilent 87400A outline drawing. Dimensions in millimeters and (inches).

Typical Performance Data

Saturated Power Level: +26 dBm

Input Power Survival Level: +23 dBm

Noise Figure: 13 dB

Non-Harmonically Related Spurious: -50 dBc

Third Order Intercept (TOI): +34 dBm

Impedance: 50 ohms

Reverse Isolation: (S₁₂) 60 dB

Power Dissipation: 10 W

Environmental Specifications

Operating Temperature: 0 to +55 °C

Storage Temperature: -40 to +70 °C

Other Environmental Information

Temperature Coefficient of Gain: 0.1 dB/°C

Temperature Coefficient of 1 dBc: 0.045 dB/°C

Random Vibration: 5.2 G(rms) 50 to 2000 Hz per Mil-Std-883C method 2026 test condition IIA

Shock: 1500 G (peak), 0.5 ms per Mil-Std-883C method 2002.3 test condition B

Altitude (non-operating): 15,000 m per Mil-Std-883C method 1001 test condition C

EMC: Radiated Interference is within the requirements of VDE 0871 and CISPR Publication 11

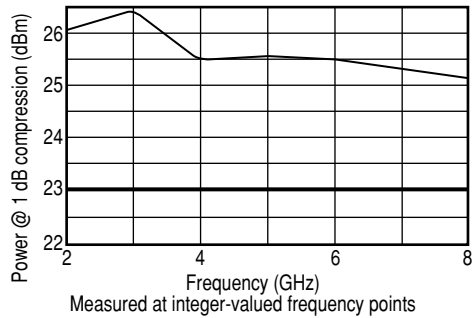


Figure 4. Power Output vs. Frequency

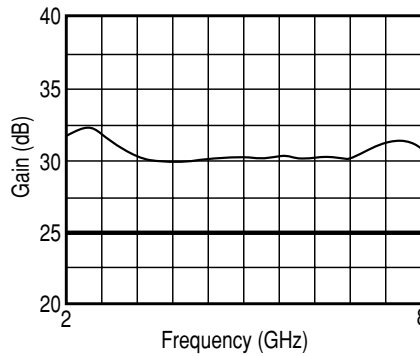


Figure 5. Gain vs. Frequency

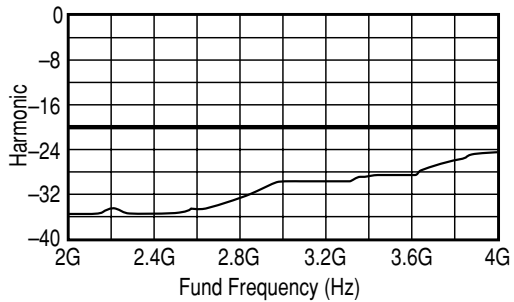


Figure 6. Harmonics vs. Frequency

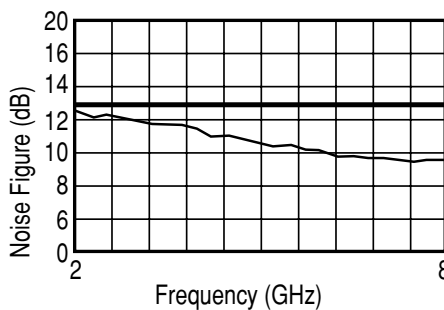


Figure 7. Noise Figure vs. Frequency

Ordering Information

87415A Microwave System Amplifier

Includes amplifier and Agilent part number 83006-60004, which is a two meter cable with a 3-pin connector on one end and three wire leads on the other end.

87400A Microwave Amplifier

Microcircuit-only version of 87415A for OEM applications

Other Instruments and Accessories

87421A Power Supply

Includes power supply and Agilent part number 83006-60005, which is a two meter cable with a 3-pin connector on one end and a D-subminiature connector on the other end.

87300B Coaxial Directional Coupler

8471E 0.01 to 12 GHz Coaxial Detector

83006-60004 dc Bias Cable

For use with user supplied power; consists of a two meter long shielded cable with a three pin connector on one end and three wire leads on the other end. Included with the 87415A microwave system amplifier.

83006-60005 dc Bias Cable

For use with 87421A power supply; consists of a two meter long shielded cable with a 3-pin connector on one end and a D-subminiature connector on the other end. Included with the 87421A power supply.

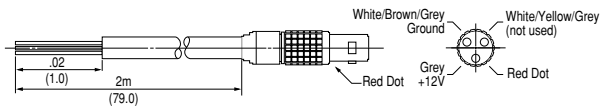


Figure 8. 83006-60004 DC Bias Cable.
Dimensions in meters and (inches).

Agilent Technologies' Test and Measurement Support, Services, and Assistance

Agilent Technologies aims to maximize the value you receive, while minimizing your risk and problems. We strive to ensure that you get the test and measurement capabilities you paid for and obtain the support you need. Our extensive support resources and services can help

you choose the right Agilent products for your applications and apply them successfully. Every instrument and system we sell has a global warranty. Support is available for at least five years beyond the production life of the product. Two concepts underlie Agilent's overall support policy: "Our Promise" and "Your Advantage."

Our Promise

Our Promise means your Agilent test and measurement equipment will meet its advertised performance and functionality. When you are choosing new equipment, we will help you with product information, including realistic performance specifications and practical recommendations from experienced test engineers. When you use Agilent equipment, we can verify that it works properly, help with product operation, and provide basic measurement assistance for the use of specified capabilities, at no extra cost upon request. Many self-help tools are available.

Your Advantage

Your Advantage means that Agilent offers a wide range of additional expert test and measurement services, which you can purchase according to your unique technical and business needs. Solve problems efficiently and gain a competitive edge by contracting with us for calibration, extra-cost upgrades, out-of-warranty repairs, and onsite education and training, as well as design, system integration, project management, and other professional engineering services. Experienced Agilent engineers and technicians worldwide can help you maximize your productivity, optimize the return on investment of your Agilent instruments and systems, and obtain dependable measurement accuracy for the life of those products.

Agilent T&M Software and Connectivity

Agilent's Test and Measurement software and connectivity products, solutions and developer network allows you to take time out of connecting your instruments to your

computer with tools based on PC standards, so you can focus on your tasks, not on your connections. Visit

www.agilent.com/find/connectivity

for more information.

Phone or Fax

United States:

(tel) 800 452 4844

Canada:

(tel) 877 894 4414

(fax) 905 282 6495

China:

(tel) 800 810 0189

(fax) 800 820 2816

Europe:

(tel) (31 20) 547 2323

(fax) (31 20) 547 2390

Japan:

(tel) (81) 426 56 7832

(fax) (81) 426 56 7840

Korea:

(tel) (82 2) 2004 5004

(fax) (82 2) 2004 5115

Latin America:

(tel) (305) 269 7500

(fax) (305) 269 7599

Taiwan:

(tel) 0800 047 866

(fax) 0800 286 331

Other Asia Pacific Countries:

(tel) (65) 6375 8100

(fax) (65) 6836 0252

Email: tm_asia@agilent.com

By internet, phone, or fax, get assistance with all your test & measurement needs

Online Assistance:

www.agilent.com/find/assist

Product specifications and descriptions in this document subject to change without notice.

© Agilent Technologies, Inc. 1999, 2000, 2001, 2002, 2003
Printed in USA, October 13, 2003

5091-1358E



Agilent Technologies