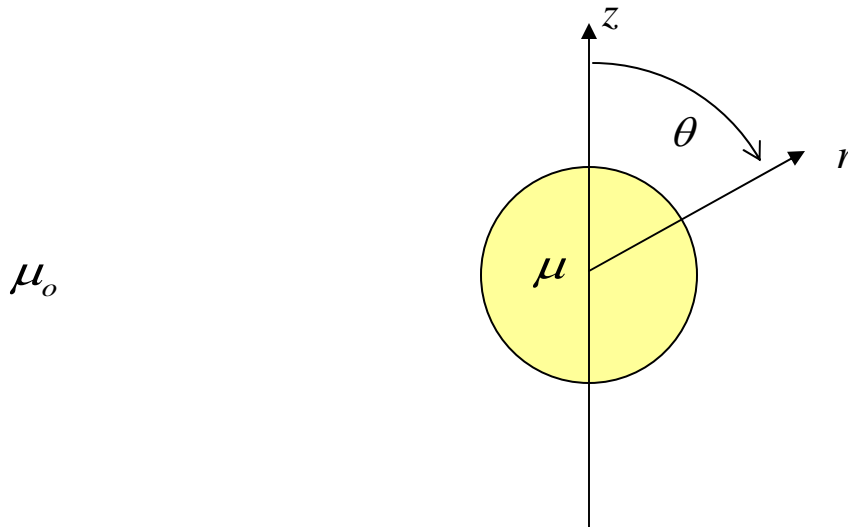


Homework 6

Due 4 April 2005

1. Boundary Conditions

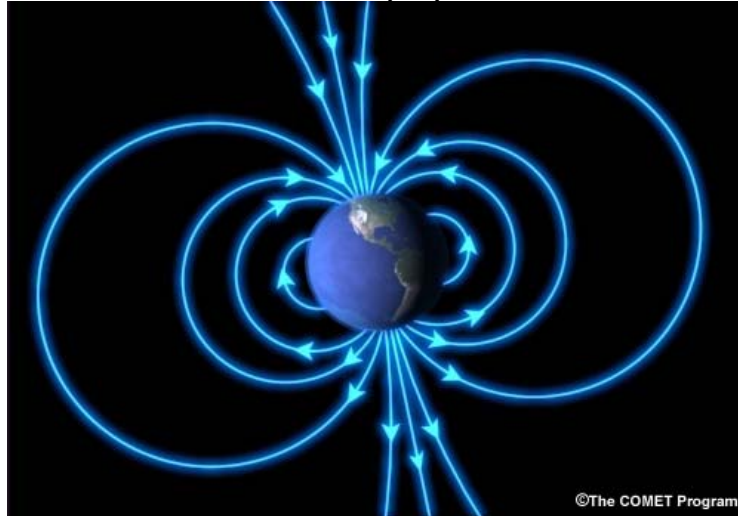
If a sphere of magnetic material with permeability μ is placed in a uniform magnetic field $\vec{B}_o = B_o \hat{z}$, the field inside the sphere will also be uniform, but with a different magnitude $\vec{B}_1 = B_1 \hat{z}$. The field outside the sphere will be modified somewhat by an additional dipole field $\vec{B}_2 = B_2 (\hat{r} 2 \cos \theta + \hat{\theta} \sin \theta) \frac{a^3}{r^3}$.



Find the relationship between the three constants B_o , B_1 , B_2 and the permeability of the sphere μ and free space μ_o using the two boundary conditions for the magnetic field. That is, find B_1 and B_2 in terms of B_o , μ and μ_o . *Hint: write the field inside and outside the sphere in the same coordinate system and then apply the boundary conditions.*

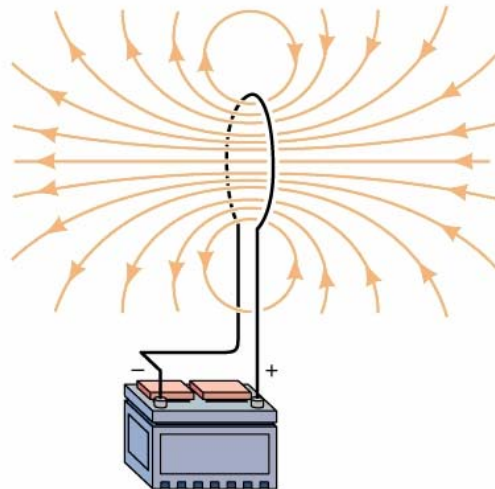
Homework 6

There are many examples of magnetic fields that can be modeled as a dipole. One of the most important is the field of the earth. A simple picture of the field is shown below.



From this picture, is the magnetic pole at the geographic north a north magnetic pole or a south magnetic pole?

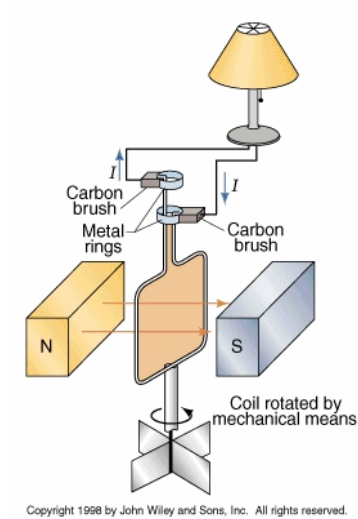
Another example of a dipole field is shown below. This is a single turn loop connected to a car battery. (This information is provided only for background.)



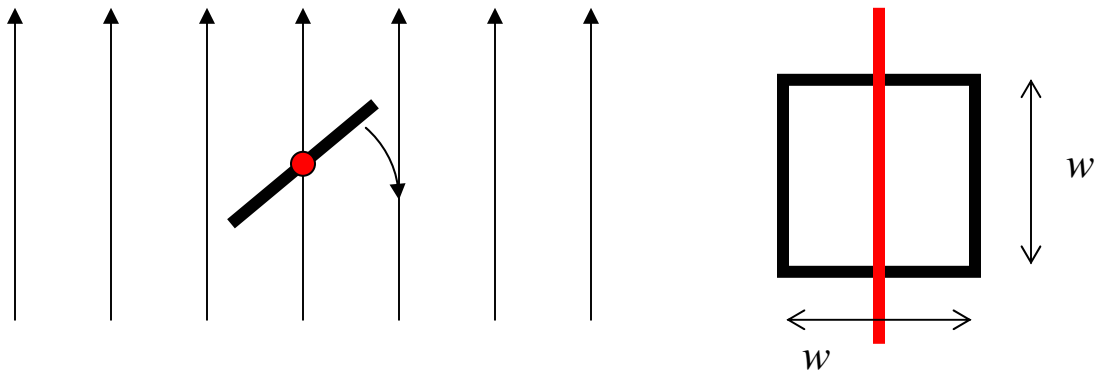
Copyright 1998 by John Wiley and Sons, Inc. All rights reserved.

Homework 6

3. Faraday's Law



A simple example of a generator is shown in the figure above. In this application, the coil is caused to spin by some mechanical means (windmill, water wheel, etc). The magnetic flux linked by the coil varies as it rotates through the field of the magnets, which, in turn, induces a voltage in the coil. This configuration is qualitatively similar to the coil in the Beakman's motor. When the coil moves through the magnet in the Beakman's motor, a reverse voltage, called the reverse emf, is induced in the coil. To get a sense of this effect, consider the following. A single turn square coil is caused to rotate in a uniform magnetic field. The magnetic field is z-directed $\vec{B} = B_0 \hat{z}$. The axis of the coil aligns with the x axis.



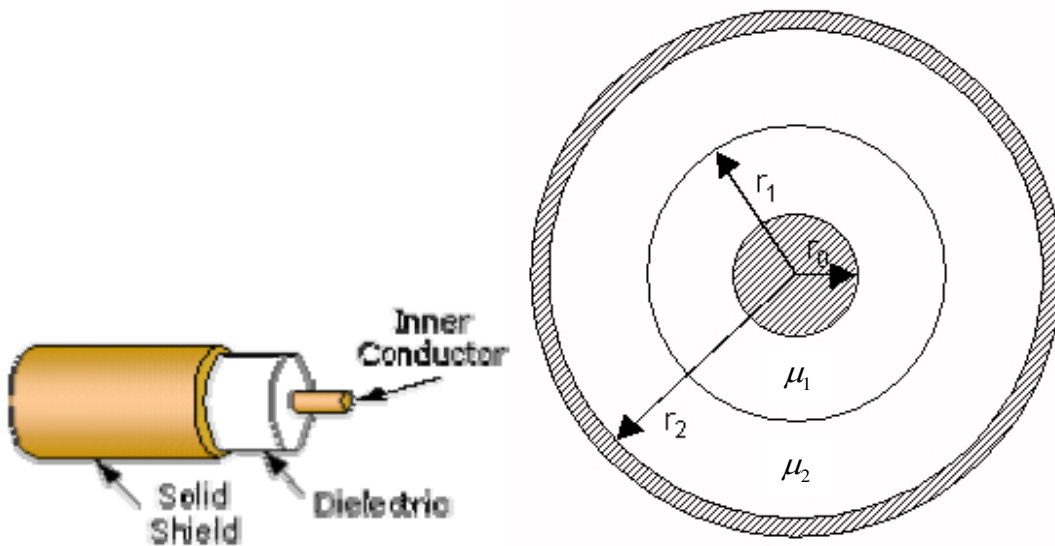
a. The coil is square ($w \times w$). Assuming that the coil rotates at a constant angular frequency ω , determine the flux linking the coil as a function of time.

Homework 6

b. From your answer to part a, determine the voltage induced around the coil.

2. Inductance

A coaxial cable has an inductance per unit length, which we will determine in the problem using the energy method. The cable geometry is shown below. For this case, we have created a cable with two different materials between the inner and outer conductors. The inner conductor radius is r_o and the outer conductor radius is r_2 . The radius of the boundary between the two magnetic materials is r_1 .

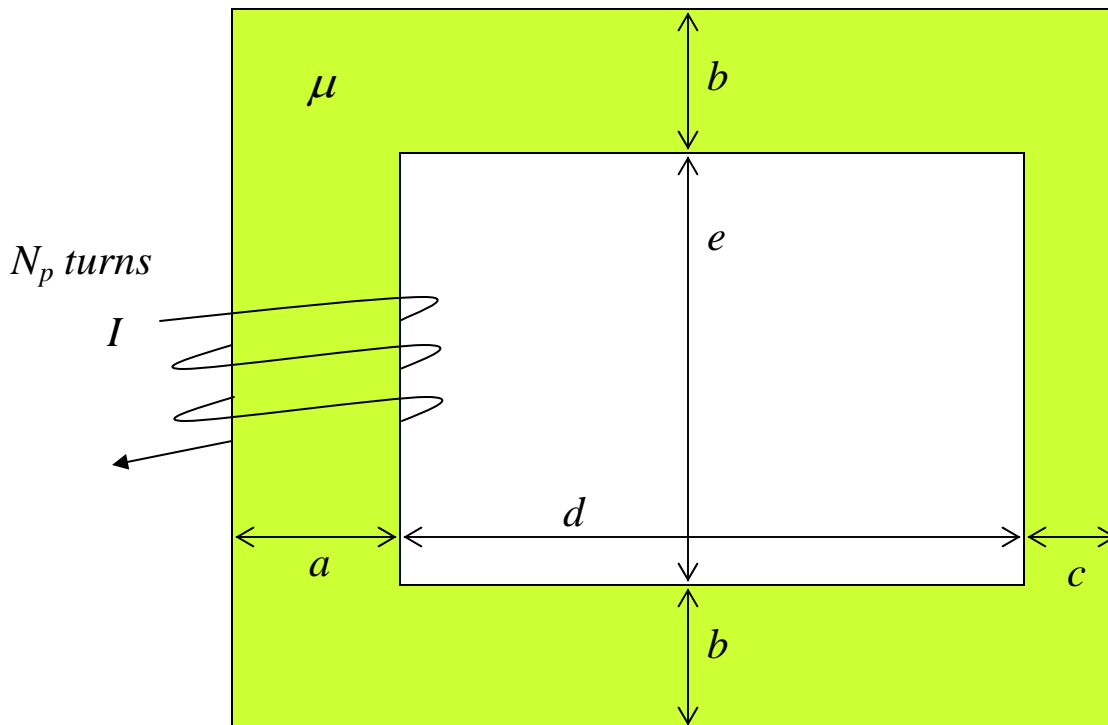


a. Assume that the current carried by the inner and outer conductors is I_o . Using Ampere's Law, determine the magnetic field intensity \vec{H} in the region between the two conductors ($r_o \leq r \leq r_2$). Then determine the magnetic flux density \vec{B} in the two regions $r_o \leq r \leq r_1$ and $r_1 \leq r \leq r_2$.

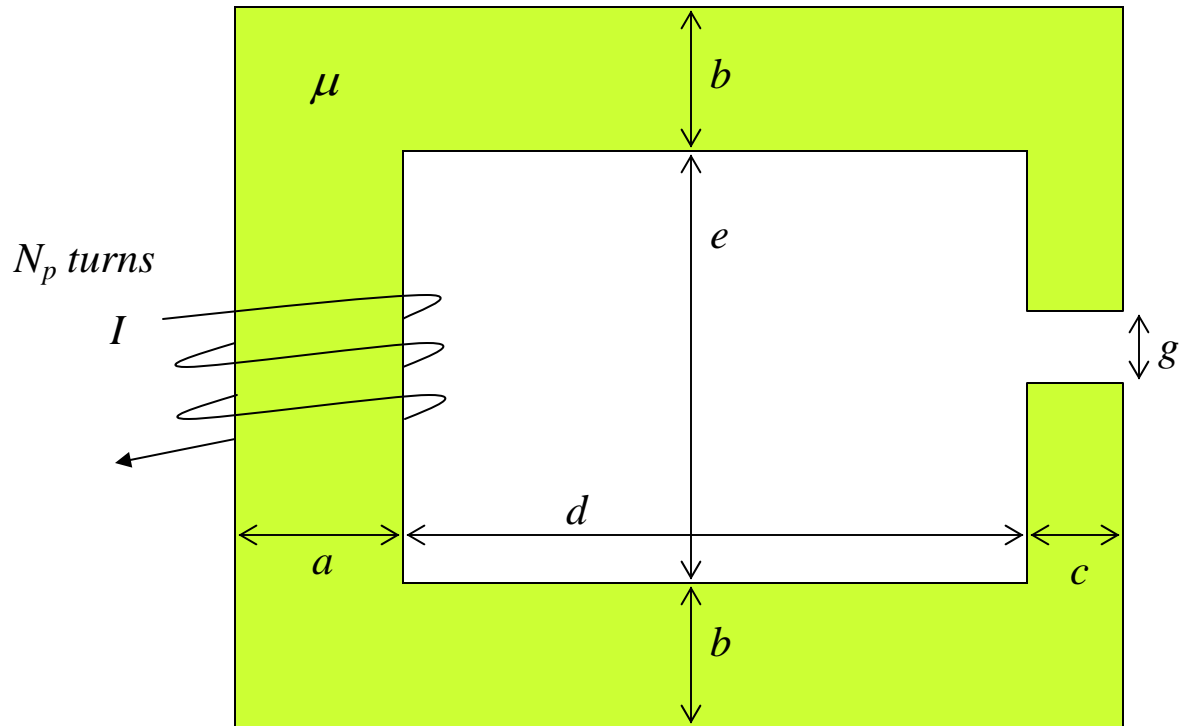
b. Using your expressions from part a, determine the magnetic field energy stored in a unit length of the region $r_o \leq r \leq r_2$. This is the energy stored external to the current carrying wires.

c. Using the total energy stored external to the conductors, find the external inductance per unit length for this coaxial cable.

3. Magnetic Circuits



a. A magnetic core with the geometry shown has N_p windings wrapped around its left post. The core has a rectangular cross section with depth w . The permeability of the core is μ . Using the magnetic circuit technique, find the reluctance and inductance of this configuration and the total energy stored for a current I in the coil. Note that the total width of the core is $a+d+c$ and the total height is $2b+e$.



b. A small gap of height g is cut into the right leg of the core. Repeat the calculations of part a for the reluctance, inductance and energy. Is the energy larger or smaller for this configuration?

Homework 6

c. Evaluate your answers to parts a and b for $a = b = w = 2\text{cm}$, $c = 1\text{cm}$, $d = e = 3\text{cm}$, $g = 0.5\text{cm}$, $\mu = 1000\mu_o$, and $N_p = 1000$.

Note that this problem shows that we can detect whether or not the gap is open or closed from the change in reluctance and inductance. There may not be a lot of applications for this specific configuration, but it shows the basic principle. A practical application of this idea is a gear tooth sensor. Since gears can be made from magnetic (ferrous) materials, they can be part of a magnetic circuit. The configuration below shows such a sensor made by Honeywell that uses a Hall Sensor to detect changes in the magnetic field that occur when a gear tooth passes nearby. It is easier to measure the magnetic field change than the change in inductance.

