

Magnetic materials

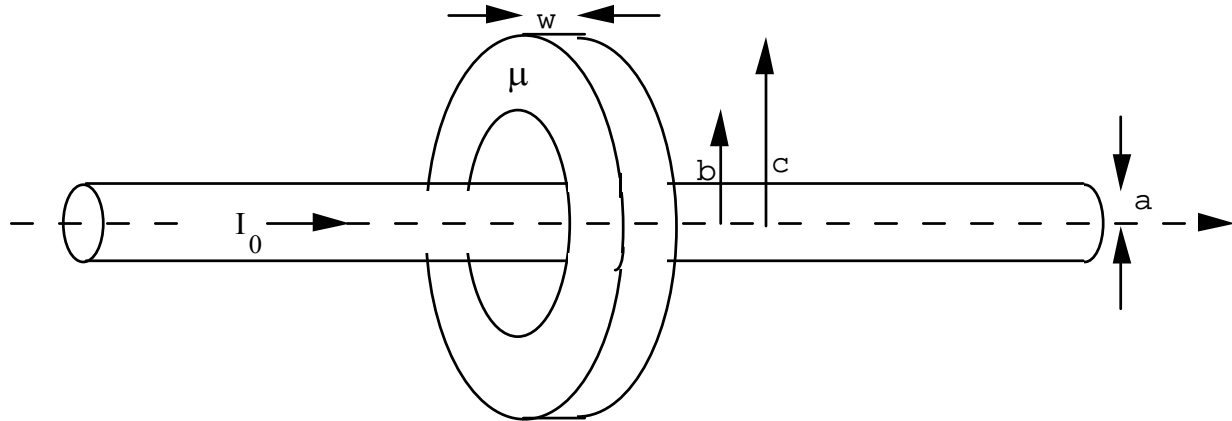
Reading assignment

Ulaby, 5-6, 5-7

Connor and Salon, VII-7 | VI-19

Problem 1 - magnetic materials - fixed μ

- Calculate \mathbf{B} and \mathbf{H} for $r > a$ in the figure below. State your answer for inside and outside the toroid separately.
- Check that boundary conditions are satisfied.

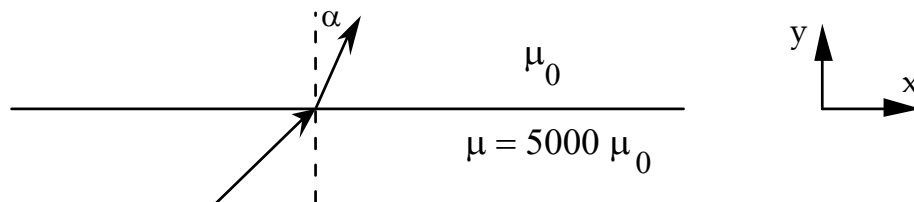
**Problem 2 - boundary conditions**

On the iron side of the iron-air boundary below, $\mathbf{B} = 0.1 \mathbf{a}_x + 0.1 \mathbf{a}_y$ Tesla.

What is \mathbf{H} on the iron side?

What is \mathbf{B} on the air side?

Approximately, what direction is \mathbf{B} outside a ferromagnet?

**Problem 3 - Experiment**

Make 4 coils of wire with at least 10 turns of magnet wire each. Two of the coils should be wrapped around a high μ toroid, while the other two should just have air in the center. Set the function generator to 5 V P-P at 1 MHz.

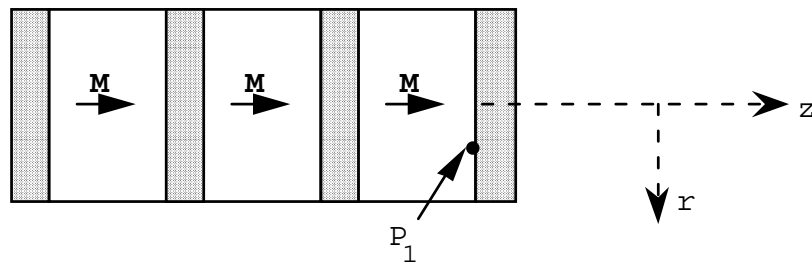
- Connect the function generator output to one of the loops wrapped around the toroid.
 - Measure the emf induced around the other wire wrapped around the toroid. Move it to various locations.
 - Measure the emf induced around one of the air core coils at various locations.
- Connect the function generator to one of the air core coils and repeat.

Magnetic materials

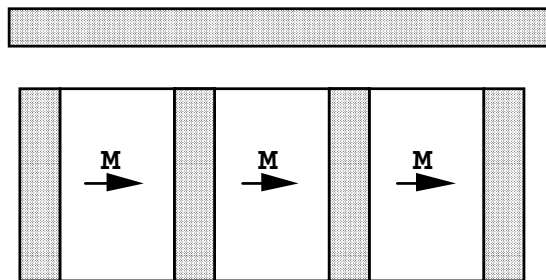
Problem 4 - permanent magnets

- a. Sketch the magnetic flux density lines for the 3 cases shown below. The shaded regions are iron. Assume $\mu_r = 5000$. The clear regions are a permanent magnet with a magnetization, $\mathbf{M} = 4 \times 10^5 \text{ A/m } \mathbf{a}_z$ that is independent of \mathbf{H} (and \therefore , $\mathbf{B} \neq \mu \mathbf{H}$ in the permanent magnet). The surrounding area is air.
- b. At point P_1 in Case 1, $\mathbf{B} = .196 \mathbf{a}_r + .313 \mathbf{a}_z$ on the iron side of the border. What is the value of \mathbf{B} and \mathbf{H} on both sides of the border?

Case 1



Case 2



Case 3

